

STATEMENT SHOWING SHARE HOLDING PATTERN FOR THE QUARTER ENDED ON 31/03/2012  
 SCRIP CODE: 531713 COMPANY NAME: BLUECHIP STOCKSPIN LIMITED

Partly Paid up Shares	No. of Partly Paid up Shares	As a % of total no. of partly paid up shares	As a % of total no. of shares of the company
Held by promoter /promoter group	0	0.00	0.00
held by public	71134	100.00	1.41
<b>Total</b>	<b>71134</b>	<b>100.00</b>	<b>1.41</b>
Outstanding Convertible Securities	No. of Outstanding Securities	As a % of total no. of Outstanding Convertible Securities	As a % of total no. of shares of the company assuming full conversion of the convertible securities
Held by promoter /promoter group	0.00	0.00	0.00
held by public	0.00	0.00	0.00
<b>Total</b>	<b>0.00</b>	<b>0.00</b>	<b>0.00</b>
Warrants	No. of Warrant	As a % of total no. of Warrants	As a % of total no. of shares of the company assuming full conversion of Warrants
Held by promoter /promoter group	0.00	0.00	0.00
held by public	0.00	0.00	0.00
<b>Total</b>	<b>0.00</b>	<b>0.00</b>	<b>0.00</b>
<b>Total Paid up Capital of the company assuming full conversion of Warrants and Convertible Securities</b>	<b>50149330</b>		



Bluechip Stockspin Limited

*Jigesh Shah*  
 Jigesh Shah


Managing Director

## (I) (a) STATEMENT SHOWING SHARE HOLDING PATTERN FOR THE QUARTER ENDED ON 31/03/2012

SCRIP CODE: 531713

COMPANY NAME: BLUECHIP STOCKSPIN LIMITED

Cate Code	Category of Shareholders	No of Share Holders	No of Shares Held	No of Shares Held in Demat	Total Shareholding as % of Total No. of Shares		Shares Pledged or Otherwise Encumbered	
					As %age of (A+B)	As %age of (A+B+C)	No. of Shares	As a Percentage
<b>A</b>	<b>Shareholding of promoter and promoter group</b>							
1	<b>Indian</b>							
a	Individuals/HUFs	3	940500	110400	18.62	18.62	0.00	0.00
b	Central Govt./State Govts.	0	0	0	0.00	0.00	0.00	0.00
c	Bodies Corporate	0	0	0	0.00	0.00	0.00	0.00
d	Financial Institutions/Banks	0	0	0	0.00	0.00	0.00	0.00
e	Any other	0	0	0	0.00	0.00	0.00	0.00
	<b>Sub Total A(1)</b>	<b>3</b>	<b>940500</b>	<b>110400</b>	<b>18.62</b>	<b>18.62</b>	<b>0.00</b>	<b>0.00</b>
2	<b>Foreign</b>							
a	Non Resident Individuals/Foreign Ind.	0	0	0	0.00	0.00	0.00	0.00
b	Bodies Corporate	0	0	0	0.00	0.00	0.00	0.00
c	Institutions	0	0	0	0.00	0.00	0.00	0.00
d	Any others	0	0	0	0.00	0.00	0.00	0.00
	<b>Sub Total A(2)</b>	<b>0</b>	<b>0</b>	<b>0</b>	<b>0.00</b>	<b>0.00</b>	<b>0.00</b>	<b>0.00</b>
	<b>Total Share Holding of promoter group</b>	<b>3</b>	<b>940500</b>	<b>110400</b>	<b>18.62</b>	<b>18.62</b>	<b>0.00</b>	<b>0.00</b>
<b>B</b>	<b>Public Shareholding</b>							
1	<b>Institutions</b>							
a	Mutual Funds/UTI	0	0	0	0.00	0.00	0.00	0.00
b	Financial Institutions/Banks	0	0	0	0.00	0.00	0.00	0.00
c	Central Govt./State Govt.	0	0	0	0.00	0.00	0.00	0.00
d	Venture Capital Funds	0	0	0	0.00	0.00	0.00	0.00
e	Insurance Companies	0	0	0	0.00	0.00	0.00	0.00
f	Foreign Institutional Investors	0	0	0	0.00	0.00	0.00	0.00
g	Foreign Venture Capital Investors	0	0	0	0.00	0.00	0.00	0.00
h	Any other	0	0	0	0.00	0.00	0.00	0.00
	<b>Sub Total B(1)</b>	<b>0</b>	<b>0</b>	<b>0</b>	<b>0.00</b>	<b>0.00</b>	<b>0.00</b>	<b>0.00</b>
2	<b>Non Institutions</b>							
a	Bodies Corporate	28	492900	254200	9.76	9.76	0.00	0.00
b1	Individuals-shareholders holding normal Share capital upto Rs 1 lac	3972	2043000	345800	40.45	40.45	0.00	0.00
b2	Individuals-shareholders holding normal Share capital in excess of Rs 1 lac	32	1419300	589700	28.10	28.10	0.00	0.00
c	Any Other (1) NRI	16	64300	0	1.27	1.27	0.00	0.00
	(2) Clearing Members	3	500	500	0.01	0.01	0.00	0.00
	(2) Independent Director	1	90000	90000	1.78	1.78	0.00	0.00
	<b>Sub Total B(2)</b>	<b>4052</b>	<b>4110000</b>	<b>1280200</b>	<b>81.38</b>	<b>81.38</b>	<b>0.00</b>	<b>0.00</b>
	<b>Total Public Share Holding B(1) + B(2)</b>	<b>4052</b>	<b>4110000</b>	<b>1280200</b>	<b>81.38</b>	<b>81.38</b>	<b>0.00</b>	<b>0.00</b>
	<b>Total A + B</b>	<b>4055</b>	<b>5050500</b>	<b>1390600</b>	<b>100.00</b>	<b>100.00</b>	<b>0.00</b>	<b>0.00</b>
<b>C</b>	<b>Shares held by Custodians and against which Depository receipts have been issued</b>							
1	Promoter and Promoter group	0	0	0	0.00	0.00	0.00	0.00
2	Public	0	0	0	0.00	0.00	0.00	0.00
	<b>Total C</b>	<b>0</b>	<b>0</b>	<b>0</b>	<b>0.00</b>	<b>0.00</b>	<b>0.00</b>	<b>0.00</b>
	<b>Grand Total A + B + C</b>	<b>4055</b>	<b>5050500</b>	<b>1390600</b>	<b>100.00</b>	<b>100.00</b>	<b>0.00</b>	<b>0.00</b>




For Bluechip Stockspin Limited

Jignesh H Shah  
Jignesh Shah  
Managing Director

**(I)(b) Statement showing holding of securities (including shares, warrants, convertible securities) of persons belonging to the category "Promoter and Promoter Group"**

Sr. No.	Name of the shareholder	Details of Shares		Encumbered shares (*)			Details of warrants		Details of convertible		Total shares (including underlying shares assuming full conversion of warrants and convertible securities) as a % of diluted share capital
		Number of shares held	As a % of grand total (A)+(B)+(C)	No.	As a percentage	As a % of grand total (A)+(B)+(C) of sub-clause (I)(a)	Number of warrants held	As a % total number of warrants of the same class	Number of convertible securities held	As a % total number of convertible securities of the same class	
(I)	(II)	(III)	(IV)	(V)	(VI)=(V)/(III)*100	(VII)	(VIII)	(IX)	(X)	(XI)	(XII)
1	JIGNESH HIRALAL SHAH	830100	16.44	0	0.00	0.00	Nil	Nil	Nil	Nil	Nil
2	JIGNESH H SHAH	11400	0.23	0	0.00	0.00	Nil	Nil	Nil	Nil	Nil
3	ASHIT VORA	99000	1.96	0	0.00	0.00	Nil	Nil	Nil	Nil	Nil
	<b>TOTAL</b>	<b>940500</b>	<b>18.62</b>	<b>0</b>	<b>0</b>	<b>0</b>	<b>Nil</b>	<b>Nil</b>	<b>Nil</b>	<b>Nil</b>	<b>Nil</b>

(\*) The term "encumbrance" has the same meaning as assigned to it in regulation 28(3) of the SAST Regulations, 2011




Bluechip Stockspin Limited

*Jignesh H Shah*  
Jignesh Shah  
Managing Director

**(I)(c)(i) Statement showing holding of securities (including shares, warrants, convertible securities) of persons belonging to the category "Public" and holding more than 1% of the total number of shares**

Sr. No.	Name of the shareholder	Number of shares held	Shares as a percentage of total number of shares {i.e., Grand Total (A)+(B)+(C) indicated in Statement at para (I)(a) above}	Details of warrants		Details of convertible securities		Total shares (including underlying shares assuming full conversion of warrants and convertible securities) as a % of diluted share capital
				Number of warrants held	As a % total number of warrants of the same class	Number of convertible securities held	% w.r.t total number of convertible securities of the same class	
1	RITESH SHARE ADVISORS PVT LTD.	217400	4.30	Nil	Nil	Nil	Nil	Nil
2	SANKET J SHAH	163700	3.24	Nil	Nil	Nil	Nil	Nil
3	WEST VIEW HOTELS PVT LTD	124500	2.47	Nil	Nil	Nil	Nil	Nil
4	SONAL KHANDWALA	115600	2.29	Nil	Nil	Nil	Nil	Nil
5	KUSH B SHAH	99000	1.96	Nil	Nil	Nil	Nil	Nil
6	HIMANSHU SHAH	97000	1.92	Nil	Nil	Nil	Nil	Nil
7	KAUSHAL GIRISHCHANDRA THAKAR	90000	1.78	Nil	Nil	Nil	Nil	Nil
8	BIREN DAVE	90000	1.78	Nil	Nil	Nil	Nil	Nil
9	SHAILESH RAMANLAL SHAH	80000	1.58	Nil	Nil	Nil	Nil	Nil
10	SACHIN BHARATBHAI SHAH	70000	1.39	Nil	Nil	Nil	Nil	Nil
11	CHINTAN SHRENIKBHAI SHAH	72500	1.44	Nil	Nil	Nil	Nil	Nil
12	HEMANT DHAMECHA	70000	1.39	Nil	Nil	Nil	Nil	Nil
13	KIRTI RASIKLAL SHAH	70000	1.39	Nil	Nil	Nil	Nil	Nil
14	SAURIN SHAH	59400	1.18	Nil	Nil	Nil	Nil	Nil
<b>TOTAL</b>		<b>1419100</b>	<b>28.10</b>	Nil	Nil	Nil	Nil	Nil



For Bluechip Stockspin Limited

Jignesh M. Shah  
Jignesh Shah  
Managing Director

**(I)(c)(ii) Statement showing holding of securities (including shares, warrants, convertible securities) of persons (together with PAC) belonging to the category "Public" and holding more than 5% of the total number of shares of the company**

Sr. No.	Name(s) of the shareholder(s) and the Persons Acting in Concert (PAC) with them	Number of shares	Shares as a percentage of total number of shares {i.e., Grand Total (A)+(B)+(C) indicated in Statement at para (I)(a) above}	Details of warrants		Details of convertible securities		Total shares (including underlying shares assuming full conversion of warrants and convertible securities) as a % of diluted share capital
				Number of warrants	As a % total number of warrants of the same class	Number of convertible securities held	% w.r.t total number of convertible securities of the same class	
	Nil	Nil	Nil	Nil	Nil	Nil	Nil	Nil
	<b>TOTAL</b>	<b>0</b>	<b>0.00000</b>	Nil	Nil	Nil	Nil	Nil

For Bluechip Stockspin Limited



*Jignesh H Shah*  
**Jignesh Shah**  
 Managing Director

**(I) (d) STATEMENT SHOWING DETAILS OF LOCKED IN SHARES**  
**SCRIP CODE: 531713 COMPANY NAME: BLUECHIP STOCKSPIN LIMITED**

Sr. No	Name of Shareholder	No of Locked-in Shares	% to Total No of Shares
	NIL	NIL	NIL
	<b>TOTAL LOCKED IN SHARES</b>	<b>0</b>	<b>0.0000</b>

**(II) (a) STATEMENT SHOWING DETAILS OF DEPOSITORY RECEIPTS (DRs)**

Sr. No	Type of Outstanding DR ((ADRs, GDRs, SDRs, etc.)	No of Outstanding DRs	No of Shares underlying O/s DRs.	shares underlying O/s DRs as % of Total Shares indicated in Statement at para (I)(a) above.
	NIL	NIL	NIL	NIL

**(II) (b) STATEMENT SHOWING HOLDING OF DEPOSITORY RECEIPTS (DRs) WHERE UNDERLYING SHARES ARE IN EXCESS OF 1% OF THE TOTAL NO. OF SHARES**

Sr. No	Name of the DR Holder	Type of Outstanding DR ((ADRs, GDRs, SDRs, etc.)	No of Shares underlying O/s DRs.	shares underlying O/s DRs as % of Total Shares indicated in Statement at para (I)(a) above.
	NIL	NIL	NIL	NIL

**(II) (c) STATEMENT SHOWING DETAILS OF DEPOSITORY RECEIPTS (DRs) WHERE UNDERLYING SHARES BY "PROMOTER / PROMOTER GROUP" ARE IN EXCESS OF 1% OF THE TOTAL NO. OF SHARES**

Sr. No	Name of the DR Holder	Type of Outstanding DR ((ADRs, GDRs, SDRs, etc.)	No of Shares underlying O/s DRs.	shares underlying O/s DRs as % of Total Shares (i.e. Gr. Total(A)+(B)+(C) indicated in Statement at para (I)(a) above.
	NIL	NIL	NIL	NIL



For Bluechip Stockspin Limited

*Jignesh H Shah*  
**Jignesh Shah**  
 Managing Director